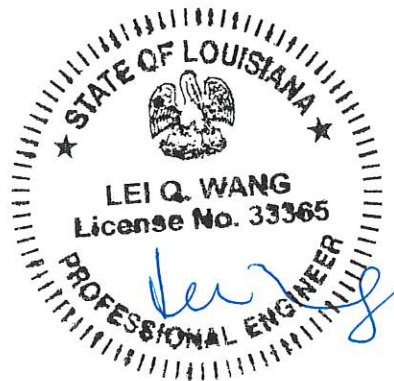


Louisiana
Department of Transportation
and
Development

Traffic Control Standard
Number 22

Pull Box for Traffic Signals



10/9/2023

Revised October 9, 2023

DESCRIPTION

The specification sets forth the minimum requirements for precast concrete composite traffic signal wiring pull boxes and covers.

REQUIREMENTS

Pull box types and nominal dimensions are in the drawings below:

Pull box measurements shall meet the requirements of the given sizes of no less than ½” smaller up to 2” larger.

DESIGN

Pull boxes shall have a hollow base.

Covers shall be embossed with the logo “TRAFFIC SIGNAL” as indicated in each figure. Covers must have a skid resistant surface and a pull slot(s) as specified in the figure.

All boxes shall be provided with stainless steel or brass hardware that will secure the cover in place. Boxes and covers require two (2) sets of 3/8”-16 UNC hex head bolts with washers. Pull box covers shall cover the entire top opening of the pull box.

MATERIAL

Boxes and covers shall both be constructed of the same high strength concrete composite material with the following minimum properties:

- Compressive Strength 11,000 psi
- Tensile Strength 1,200 psi
- Flexural Strength 2,400 psi
- Temperature Range -40 to 140°

Steel nor iron material is not allowed.

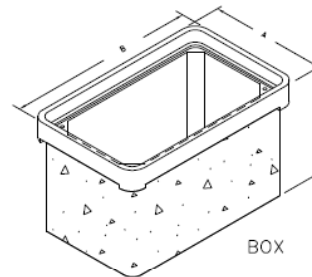
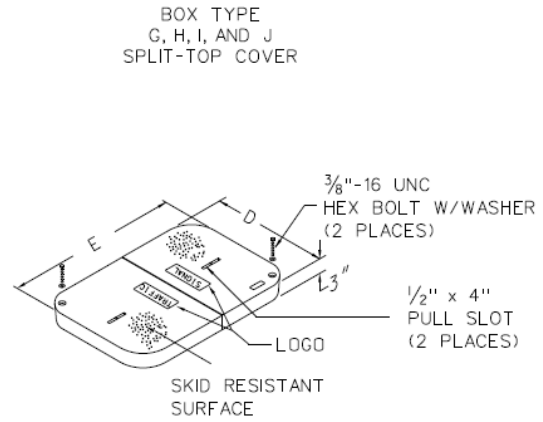
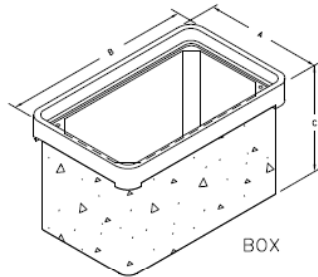
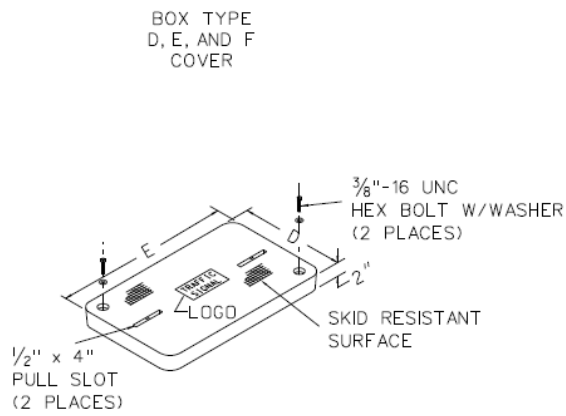
Material shall be resistant to chemicals in accordance with the testing methods of ASTM D-543, Section 7. Material must be non-flammable per ASTM D-635. Pull boxes shall not have “mouse-type” openings nor show signs of cracks, checks, blisters, or surface pits.

LOAD TESTS

Box and cover shall withstand a static load test of 15,000 pounds with a 22,500 pound vertical test load applied to each over a 10” square area without any part breaking. The box load shall be designed for a lateral load of 800 psf. Additionally, a 1,200 psf test load shall be applied without any part breaking.

DOCUMENTATION

Technical data indicating compliance with this specification and test documents should be supplied with each shipment.



Product ID	Box Type	Length (A)	Width (B)	Depth (C)	Cover Length (D)	Cover Width (E)
10537	"D"	15"	15"	12"	13"	13"
10538	"E"	15"	25"	12"	14"	23"
10539	"F"	19"	32"	12"	18"	31"
10540	"G"	26"	38"	18"	24"	36"
10541	"H"	26"	38"	36"	24"	36"
10542	"I"	32"	50"	18"	30"	48"
10543	"J"	32"	50"	36"	30"	48"

NOTE:
 Box and cover dimensions are nominal.